



SPRING  
WORKSHOPS

MAIWA  
SCHOOL OF TEXTILES



Extracts  
10% Opale  
+ 19% Iron

Extracts  
10% Opale  
+ 19% Iron

Extracts  
10% Opale  
+ 19% Iron

Extracts  
10% Broom  
+ 19% Iron

Extracts  
10% Broom  
+ 19% Iron

Extracts  
10% Broom  
+ 19% Iron

Extracts  
10% Broom  
+ 19% Iron

Extracts  
10% Wald  
+ 19% Iron

Extracts  
10% Wald  
+ 19% Iron

Extracts  
10% Wald  
+ 19% Iron

Extracts  
10% Wald  
+ 19% Iron

Extracts  
10% Wald  
+ 19% Iron

Extracts  
10% Wald  
+ 19% Iron

Extracts  
10% Wald  
+ 19% Iron

Extracts  
10% Wald  
+ 19% Iron



MAIWA SCHOOL OF TEXTILES

WELCOME TO THE SPRING WORKSHOPS



REGISTRATION OPENS 10AM DECEMBER 7, 2015





*Maiwa Handprints Ltd.* supports traditional craft through an ethical business model. Working mainly in India, but also in several other areas, Maiwa is involved in the trade of embroidered, blockprinted, handwoven, and naturally dyed textiles. A large portion of our success is due to the dedicated team of staff who ensures that the purchasing public knows about the cultures, the co-operatives, and the lives of the artisans.

Maiwa encourages the highest quality from craftspeople, knowing that the rare beauty of a skillfully produced piece will command higher prices in the open market. Higher quality gives the artisan a measure of trade protection as the work cannot be cheaply copied. Fair compensation for such work elevates the craftsman from the realm of unskilled labourer to that of artisan.

This philosophy has led to Maiwa's actively promoting exceptional artisans on the world stage. In addition to its three physical stores and online presence, Maiwa promotes artisan work through exhibitions, symposia, podcasts, and an ambitious program of documentary video production.



*The Maiwa Foundation* was established in 1997 by Maiwa Handprints Ltd. It was registered as a private trust in 2001 to help fund practising and re-emerging artisans in the craft sector. The fund supports work that develops higher-level skills or sustains existing skills. The Maiwa Foundation has carried out numerous charitable activities for the benefit of artisans and craftspeople in developing nations and has sponsored ongoing artisan training in natural dyes in many parts of the world. Recent workshops include India (Nagaland, Assam, Kerala, Bengal), Morocco, Mexico, Peru, and Ethiopia.



Although Maiwa Handprints Ltd. and the Maiwa Foundation share similar views, they are separate organizations. The first is a commercial enterprise while the second is a non-profit organization dedicated to education and the relief of poverty.

Though some of the highest profile work done by the foundation has aided artisans in disaster situations (the 2001 Kutch earthquake and the 2004 tsunami), the foundation is primarily concerned with aid to artisans on the village level and with the education and engagement of western audiences that represent their markets.

The Maiwa Foundation is a registered charity.

# MAIWA NATURAL DYES

NATURAL DYES AVAILABLE AT MAIWA SUPPLY AND MAIWA.COM



**MAIWA SUPPLY**  
NATURAL DYE  
6-1666 JOHNSTON ST.  
Granville Island  
VANCOUVER CANADA  
604-669-3939 MAIWA.COM

# WORKSHOPS

## **Learn to Knit – 6**

NAOMIBELLE ROZELL – JAN 14

## **Knitting: Basics & Beyond – 6**

NAOMIBELLE ROZELL – JAN 28, FEB 4, 11, 18, 25, MAR 3

## **Introduction to Sewing (First Offering) – 8**

SHEILA WONG – JAN 16, 17

## **Sewing Techniques – 9**

SHEILA WONG – JAN 8-10, FEB 12-14

## **Introduction to Garment Construction – 9**

SHEILA WONG – JAN 21-24

## **Introduction to Dyes – 10**

NATALIE GRAMBOW – JAN 28-31

## **Mend Your Wardrobe – 10**

SHEILA WONG – JAN 31

## **Complex Cloth – 11**

NATALIE GRAMBOW – FEB 5-7

## **Silkscreen Printing – 11**

NATALIE GRAMBOW – FEB 19-21

## **Introduction to Sewing (Second Offering) – 8**

SHEILA WONG – FEB 20, 21

## **Creative Studio – 12**

NATALIE GRAMBOW – FEB 26-28

## **Introduction to Shibori & Indigo Dyeing – 12**

NATALIE GRAMBOW – MAR 4-6

## **Textile History – 13**

TISHA SINGER – FEB 16, 23, MAR 1, 8

## **Pattern-Drafting: Make Your Own Blocks – 14**

SHEILA WONG – MAR 10-14

## **The Colour Workshop – 14**

NATALIE GRAMBOW – MAR 18-20

## **Image & Markmaking – 15**

NATALIE GRAMBOW – APR 1-3

## **Reverse Pattern-Drafting – 15**

SHEILA WONG – APR 2, 3

## **The Indigo Apron – 16**

SHEILA WONG & SOPHENA KWON – APR 9, 10

## **Rug Hooking – 17**

MICHELLE SIROIS-SILVER – APR 11, 12

## **Embroidery – 17**

BONNIE ADIE – APR 15-17

## **Pure Substance, Unpredictable Pattern – 18**

NATALIE GRAMBOW – APR 15-17

## **Indigo Dye Nights (First Offering) – 18**

DANIELLE BUSH & SOPHENA KWON – APR 19, 21

## **Pattern-Drafting: Working from the Block – 19**

SHEILA WONG – APR 21-25

## **Between the Colours: Creative Resist – 20**

NATALIE GRAMBOW – APR 29, 30, MAY 1

## **Creative Blockprinting – 20**

NATALIE GRAMBOW – MAY 10-12

## **The Natural Dye Studio – 21**

CHARLOTTE KWON & SOPHENA KWON – MAY 6-8, 13-15

## **Indigo Dye Nights (Second Offering) – 18**

DANIELLE BUSH & SOPHENA KWON – MAY 24, 26

## **The Garden Dyepot – 22**

NATALIE GRAMBOW – MAY 27-29

## **Pattern-Drafting: Custom Fit Trousers – 23**

SHEILA WONG – MAY 7-9, 28-31

## **Tapestry Traditions & Inspirations – 24**

ELAINE DUNCAN – JUNE 2-5

## **Dyeing for Knitters – 24**

NATALIE GRAMBOW – JUNE 3-5

## **Couture Hand-Sewing – 25**

SHEILA WONG – JUNE 8-12

## LEARN TO KNIT

NAOMIBELLE ROZELL

\$60 INCLUDES \$20 LAB FEE  
*Class limit 15*

JANUARY 14 (THUR) 6:30PM-9:30PM  
MAIWA LOFT - GRANVILLE ISLAND

This three-hour evening workshop is perfect for beginning knitters. Anyone who is brand new to knitting, who has forgotten how, or who never quite grasped the concept of casting stitches onto a needle will find themselves in the right place.

The very basic elements of knitting will be explored: casting stitches onto a needle, executing knit and purl stitches, and binding stitches off. Instruction will be given for the two most common knitting styles, English and Continental, with the emphasis on practice to see which method works best for the individual.

On completion of this workshop, students are encouraged to continue to practise knitting. To facilitate practice, the instructor will supply a cowl pattern that incorporates everything learned in the class: casting on, binding off, garter stitch, stockinette stitch, and reverse stockinette stitch.

Students interested in learning more are encouraged to register for Knitting: Basics and Beyond.

## KNITTING: BASICS & BEYOND

NAOMIBELLE ROZELL

\$295 INCLUDES \$85 LAB FEE  
*Class limit 15*

JANUARY 28 (THUR) 6:30PM-9:30PM  
FEBRUARY 4, 11, 18, 25, MARCH 3 (THUR) 6:30PM-9:30PM  
MAIWA LOFT - GRANVILLE ISLAND

Join NaomiBelle for six consecutive Thursday evenings to explore the craft of knitting. Anyone able to execute basic knitting elements such as casting on, creating knit and purl stitches, and binding off will find this workshop to be a skill-building stepping stone to knitting proficiency.

Each week will introduce techniques such as cast on, bind off, increase and decrease stitches, lace, and cable stitch patterns. Students will learn how to read written knitting patterns, charts, and most important of all the knitted stitch. The ability to read knitted stitches empowers a knitter to create without restrictions. Weaving in yarn ends and blocking the final knitted pieces will round out the list of skills introduced.

Students are encouraged to practise what has been learned between classes. To facilitate this each person will cast on a sampler scarf in the first evening. This scarf will serve as a canvas for creative exploration, as students repeat and combine techniques. On the last evening the sampler scarf will be bound off and everyone will go home with a finished item.






# WISDOM

OF THE SENSUAL WORLD



6-1666 JOHNSTON ST. VANCOUVER CANADA V6H 3S2  
604.669.3939 MAIWA.COM MAIWA@MAIWA.COM



## INTRODUCTION TO SEWING

SHEILA WONG

\$295 INCLUDES \$95 LAB FEE

*Class limit 10*

FIRST OFFERING JANUARY 16, 17 (SAT, SUN) 10AM–5PM

SECOND OFFERING FEBRUARY 20, 21 (SAT, SUN) 10AM–5PM

MAIWA LOFT - GRANVILLE ISLAND

This workshop is ideal for individuals who have never used a sewing machine or those who need a refresher of basic sewing techniques and machine operation.

Work step by step on two fun beginner sewing projects: a set of pillow cases and a reversible apron with pockets.

Basic theory practised:

- Understanding of beginner construction techniques such as seams, seam finishes, and hems.
- Sequence of steps while sewing.
- How to thread, and trouble shoot a domestic sewing machine.
- How to read basic industry patterns.
- How to sew a straight line and curved line with ease.
- How to prepare, pin, cut, and mark fabric before construction.
- How to operate an over-lock (serger) machine to finish raw edges.
- How to present a professional looking project with proper pressing skills.

*Students are encouraged to bring and learn on their own machines. In situations where this is not possible, Maiwa has a limited number of machines that can be reserved prior to the workshop.*

## SEWING TECHNIQUES

SHEILA WONG

\$495 INCLUDES \$90 LAB FEE  
Class limit 10

JANUARY 8-10 (FRI-SUN) 10AM-5PM  
FEBRUARY 12-14 (FRI-SUN) 10AM-5PM  
MAIWA LOFT - GRANVILLE ISLAND

## INTRODUCTION TO GARMENT CONSTRUCTION

SHEILA WONG

\$395 INCLUDES \$40 LAB FEE  
Class limit 10

JANUARY 21-24 (THURS-SUN) 10AM-5PM  
MAIWA LOFT - GRANVILLE ISLAND

Students will work through a series of techniques of vital importance to the professional sewer or the aspiring designer. Participants will come away with a solid grounding in all techniques: stitches, markings and seams, seam finishes, hems, buttons and buttonholes, fasteners, and pockets.

This class is in two parts with a generous break between sessions. Students will be expected to work on samples during the break and will benefit from bringing completed work and questions back to the final stage of the workshop. They will complete the workshop with new confidence in a variety of skills leading to an expanded understanding of garment construction.

*This is an intermediate-level workshop. Students must be competent in the operation of their sewing machines and already possess basic sewing skills. Students are encouraged to bring and learn on their own machines (this workshop requires a working zipper foot). In situations where this is not possible, Maiwa has a limited number of machines that can be reserved prior to the workshop. Basic sewing tools and supplies will be available to use during the workshop; however, students are encouraged to bring their own sewing kits.*



Ready to make clothes? This course is for you. The focus will be on understanding the sequence of steps in garment construction and how flat fabric changes into a three-dimensional form through intermediate sewing techniques.

With guidance, students will work their way through two sample garments: straight skirt with zipper closure and a short-sleeved top with placket and button closure. Both garments are made with woven (non-stretch) fabrics. A set of sizes will be available for students to choose from.

Intermediate sewing techniques covered include: invisible zipper installation, button and hand-sewn button bar, hook-and-eyes, in-set sleeves, darts, interfacing, neckline facings, and a variety of hand-sewn finishes to hems and closures. As well, we will cover how to read industry patterns for apparel; how to best place pattern pieces onto fabric, and pin, cut, and mark fabric accordingly; and finally, how to sequence steps in garment construction.

*This is an intermediate-level workshop. Students must be competent in the operation of a sewing machine and possess basic sewing skills. Students will be required to purchase materials (fabric, zipper, buttons, and matching thread) for the two projects. Supply lists will be given at registration, with fabric recommendations. Students are encouraged to bring and learn on their own machines (a working zipper foot is required for this workshop). In situations where this is not possible, Maiwa has a limited number of machines that can be reserved prior to the workshop.*



## INTRODUCTION TO DYES

NATALIE GRAMBOW

\$395 INCLUDES \$100 LAB FEE  
*Class limit 14*

JANUARY 28-31 (THURS-SUN) 10AM-4PM  
MAIWA EAST - 1310 ODLUM DRIVE

This intensive four-day workshop is the perfect entry into the fascinating art of achieving colour on fabric. It is designed to be a clear and thorough introduction to the (sometimes intimidating) world of dye types and procedures.

Through a series of complete hands-on projects, students will be guided through the dye process and will gain an understanding of scouring, assists, and resists. They will also learn the advantages and strengths of the different dye types such as fibre-reactive, acid, and natural dyes. A key component of this workshop will survey the different types of fabrics, and special consideration will be given to the understanding of natural fibres.



## MEND YOUR WORDROBE

SHEILA WONG

\$95  
*Class limit 10*

JANUARY 31 (SUN) 10AM-5PM  
MAIWA LOFT - GRANVILLE ISLAND

Mending is an art in itself. In some cases it showcases skills that rival those of construction. Whether you desire an invisible repair or a notable addition to a garment, mending can bring new life to an item.

In this beginner-level class, students are encouraged to bring in pieces from their own wardrobe that they wish to mend. Students will work through several basic mending solutions to make pieces wearable again.

*Students are encouraged to bring and learn on their own machines. In situations where this is not possible, Maiwa has a limited number of machines that can be reserved prior to the workshop.*



## COMPLEX CLOTH

NATALIE GRAMBOW

\$295 INCLUDES \$75 LAB FEE  
Class limit 12

FEBRUARY 5-7 (FRI-SUN) 10AM-4PM  
MAIWA EAST - 1310 ODLUM DRIVE

The Complex Cloth is a cloth layered through the application of many procedures. This challenging and rewarding three-day workshop takes the artisan who has worked with individual methods into new territory where pattern, texture, colour, and technique all come together.

The workshop opens with a survey of the creative potential of a variety of methods. This overview includes culturally diverse samples from all over the world. The class will then dive into the hands-on use of oxides and tannins, combinations of dyes and discharge agents, the burn-out technique of devoré, surface design techniques such as silkscreen and blockprint, and finally manipulation techniques such as shibori.

Students will study how techniques may be used in combination to achieve special effects rather than explore individual techniques in detail. This class is specially formulated to give the student an opportunity to apply a range of processes in a relatively short time.

Students will finish the course with a sample book showcasing a variety of techniques and will work a bit of textile magic: transforming a silk scarf into a complex cloth.



## SILKSCREEN PRINTING

NATALIE GRAMBOW

\$295 INCLUDES \$75 LAB FEE  
Class limit 12

FEBRUARY 19-21 (FRI-SUN) 10AM-4PM  
MAIWA EAST - 1310 ODLUM DRIVE

This invaluable three-day workshop is essential for anyone starting a silkscreen business or for those using the technique as a design element in textile projects. Participants will learn to print on a variety of cloth surfaces from t-shirts to yardage. They will learn to master a range of single-pull printing methods (repeating patterns, rainbow prints, registration, etc.). All projects are done on 100% natural fibres using high quality, water-soluble fabric paint.

The photographic process of putting an image on a screen will be covered in depth. Each student will learn how to prepare the screen and expose the image. We will work with high-quality, 18" x 20" wood-frame silkscreens. At the end of the workshop, students will take home the screens and the many samples they have created.

Feel free to bring a small project from home to print on.



## CREATIVE STUDIO

NATALIE GRAMBOW

\$295 INCLUDES \$65 LAB FEE  
*Class limit 14*

FEBRUARY 26-28 (FRI-SUN) 10AM-4PM  
MAIWA LOFT - GRANVILLE ISLAND

## INTRODUCTION TO SHIBORI & INDIGO DYEING

NATALIE GRAMBOW

\$295 INCLUDES \$75 LAB FEE  
*Class limit 14*

MARCH 4-6 (FRI-SUN) 10AM-4PM  
MAIWA EAST - 1310 ODLUM DRIVE

This workshop is one of our most inspiring and creative, so much so that we have students who have taken it more than once. Students come to answer the question: How can creativity be tapped, mined, or made to flow when we need it most? In this original workshop, students will travel on an exploratory adventure, discovering techniques and letting go of assumptions that may hold them back.

The class will provide a wealth of images, sounds, and sensory inspirations. These will be combined with a variety of studies exploring the elements and principles of creative design. Such ideas as balance, symmetry, harmony, contrast, and unity will provide a toolbox that may be opened to understand both what we like about an artwork and what we want to work toward in our own work.

Using collage, image deconstruction, mono-printing, writing, and drawing, students will learn to narrate their stories incorporating personal references and applying design principles. Students will leave the workshop with a creative journal, the beginning of their ongoing artistic journey, as well as a series of small textile art pieces.

The magnificence of indigo blues have thrilled artisans of almost all cultures and times. The transformation of cloth dipped in indigo suggests a potency recognized by craftspeople all over the world. When combined with the many variations of shibori resist techniques the result is blue and white patterning that ranges from simple motifs to elegant three-dimensional pleating.

This highly focused three-day workshop presents the opportunity to connect with traditional artisans through making and maintaining an indigo vat and applying a beautiful array of resist patterns on cotton and silk. Students will work through a variety of shibori methods and will complete the workshop with a finished project on silk. They will work on all-natural fibres using natural indigo.





## TEXTILE HISTORY

TISHA SINGER

\$150 INCLUDES \$25 LAB FEE

*Class limit 20*

FEBRUARY 16, 23 & MARCH 1, 8 (TUE) 6:30PM-9:30PM

MAIWA LOFT - GRANVILLE ISLAND

The vision of the Maiwa School of Textiles is to break new ground in the textile arts. To bring this vision to life we are proud to offer our first seminar workshop.

Textile History will be an in-depth exploration of what textiles are socially, aesthetically, politically, and historically. This workshop is delivered by Tisha Singer, a specialist in the History of the Textile Arts who has taught at both Simon Fraser University and Capilano University.

In these groundbreaking workshops the big questions about our relationship to textiles will be put on the table. The answers will prove fertile territory for artisans, writers, and those with a passionate interest in the fibre arts.

The four seminars will follow the themes below:

- The study of textiles and cloth as cultural experience.  
Case Study: Prehistoric Textiles.
- Cloth as the Disseminator of Ideas.  
Case Study: The Silk Road and Sassanian Textiles.
- The economics of Cotton and Political Upheaval.  
Case Study: Gandhi and Indian Independence.
- Cloth as Ethnic Identity.  
Case Study: Sub-Saharan African Textiles.

## PATTERN-DRAFTING: MAKE YOUR OWN BLOCKS

SHEILA WONG

\$595 INCLUDES \$50 LAB FEE  
Class limit 8

MARCH 10-14 (THURS-MON) 10AM-5PM  
MAIWA LOFT - GRANVILLE ISLAND

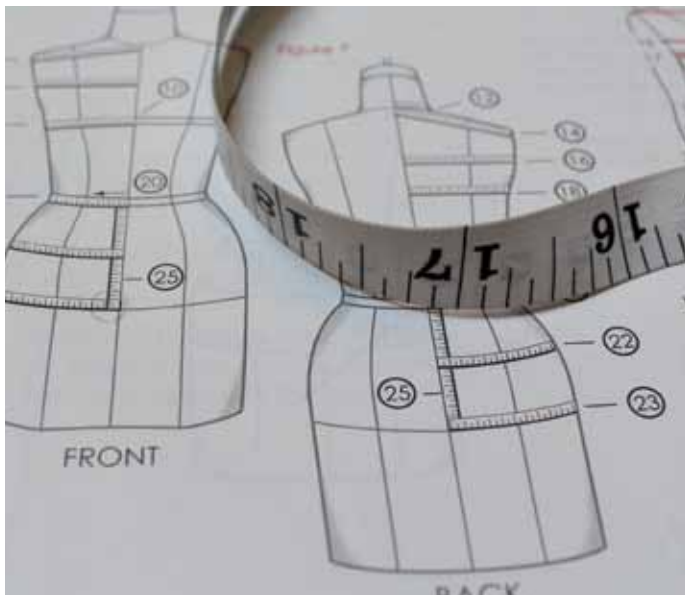
Create a set of basic pattern blocks to fit your measurements perfectly. This detailed course will work step by step on how to pattern-draft a bodice, skirt, and sleeve block to make up the basic dress foundation. Students will also test out their blocks by sewing a muslin for fitting.

At the end of the course, students will have drafted their own basic dress foundation which they can alter, fit, and design to their desired style. Creating your blocks with professional guidance makes this course exceptionally rewarding.

Techniques covered include:

- Body measurements and figure analysis.
- Introduction to pattern-drafting by drafting a basic pattern set for personal use.
- Understanding elements of patterns and marking them appropriately.
- Creating a toile (fit sample) for each block. Learn how to fit and make necessary adjustments.

*This is an intermediate-level workshop. Students must be competent in the operation of a sewing machine and possess basic sewing skills. It is expected that students will have sewn with commercial patterns prior to the workshop. Students will be required to bring some basic supplies. A supply list will be provided at registration.*



## THE COLOUR WORKSHOP

NATALIE GRAMBOW

\$295 INCLUDES \$75 LAB FEE  
Class limit 14

MARCH 18-20 (FRI-SUN) 10AM-4PM  
MAIWA LOFT - GRANVILLE ISLAND

Few things can influence us in the way colour does. Working with our conscious desires or subtly playing off our deeper natures, colour can move our emotions and influence our thoughts.

This workshop will give students a theoretical and creative grounding in working with colour. Classical theories of colour put forth by Newton, Goethe, and Itten will be introduced. The language of colour will be covered, giving a grounding in harmony, value, saturation, and hue.

Students will be led through various exercises to help them observe the effects that colours have on each other, their relativity to the human eye, and the way they respond to different surfaces such as paper and cloth. Students will use various materials such as fabric paints, watercolours, colour crayons, pre-dyed fabric and fleece, and paint chips.

This workshop will provide the tools for students to investigate and analyze the effects of colour, create their own colourways and palettes using inspiration from different directed sources, and develop their senses to better appreciate and work with the chromatic world.

Natalie joins us from BC's Sunshine Coast.





## IMAGE & MARKMAKING

NATALIE GRAMBOW

\$295 INCLUDES \$75 LAB FEE  
*Class limit 12*

APRIL 1-3 (FRI-SUN) 10AM-4PM  
MAIWA EAST - 1310 ODLUM DRIVE

Fundamental to the fine arts (oil on canvas, pencil on paper), mark-making enjoys a new vitality when it is considered as a surface design technique in the textile arts. Painterly, graphic, or illustrative effects can be achieved on cloth in a variety of ways, and the transition from traditional "fine arts" to the fibre arts opens up new fields of exploration for the artisan.

In contrast to markmaking, where the trace of the human hand gives the mark its vitality, bringing imagery onto the surface can provide a counterpoint, a foundation, or a map. The tension between imagery (in particular photo-based imagery) and markmaking can be exploited for full creative effect.

In this workshop students will explore both image and mark-making as complementary approaches to surface design. Photo transfer techniques will be used, and methods for using inkjet-printed images on cloth will be surveyed. Students will work on both cloth and paper with a variety of materials including fabric paints and inks. Emphasis will be on exploring effects with a consideration of which combinations of techniques are most effective to achieve student aims.

## REVERSE PATTERN-DRAFTING

SHEILA WONG

\$295 INCLUDES \$20 LAB FEE  
*Class limit 8*

APRIL 2, 3 (SAT, SUN) 10AM-5PM  
MAIWA LOFT - GRANVILLE ISLAND

In this two-day workshop students will work in reverse—from garment to pattern. Often we have a favourite article of clothing and would like to re-create it in another colour or fibre. Students will bring a completed garment and learn how to create a pattern. Suitable starting points include: tops, shorts, pants, dresses, and skirts (basically not complicated or lined garments). The garment will be taken apart—please keep this in mind when choosing. Students will finish the course with a completed pattern to sew at home. This workshop does not involve sewing—it is pure pattern-drafting.

*This is an intermediate-level workshop. Students must be competent in the operation of a sewing machine and possess basic sewing skills. It is expected that students will have sewn with commercial patterns prior to the workshop or have knowledge of garment construction. Students will be required to bring some basic supplies. A supply list will be provided at registration. Basic sewing supplies will be provided; however, students are encouraged to bring their own sewing kits.*





## THE INDIGO APRON

SHEILA WONG & SOPHENA KWON

\$295 INCLUDES \$65 LAB FEE  
*Class limit 10*

APRIL 9, 10 (SAT, SUN) 10AM-5PM

MAIWA LOFT - GRANVILLE ISLAND AND MAIWA EAST - 1310 ODLUM DRIVE

While it may not be true that the apron makes the artisan, in this workshop it certainly is true that the artisan makes the apron.

Beginning with a sewing class led by Sheila Wong, students will spend the first day creating a linen apron. Consideration is given to all fibres used in the garment for effective dyeing. On the second day the class is led by Sophena Kwon, who will instruct students on how to apply shaped-resist patterning techniques to their completed apron. Students will then make an indigo vat and the prepared apron will be immersion-dyed with indigo.

The Indigo Apron is a great opportunity to complete a project-based workshop with two of our most dynamic and energetic instructors.

For the first day of this workshop, students will require a sewing machine. Students are encouraged to bring and learn on their own machines. In situations where this is not possible, Maiwa has a limited number of machines that can be reserved prior to the workshop.

## RUG HOOKING

MICHELLE SIROIS-SILVER

\$195 INCLUDES \$65 LAB FEE  
Class limit 15

APRIL 11, 12 (MON, TUES) 10AM-4PM  
MAIWA LOFT - GRANVILLE ISLAND

The original hooked rugs were a matter of thrift. Yet they left a legacy rich in personal history and storytelling.

In this two-day workshop, students learn the basic rug-hooking and finishing techniques needed to make their own hand-hooked rugs and accessories. The class will hand-hook fabric strips onto a linen backing.

Each student receives one-on-one attention from the instructor. Students may select from one of three designs provided by the instructor or are welcome to create their own. They will leave the workshop with a completed, hand-hooked, 20 cm x 20 cm sampler. Topics covered in the workshop include fabric selection, backing, the sourcing of supplies, and the history of hand-hooked rugs in Canada.

This two-day workshop is ideal for those who are beginners as well as those who have not hooked in a while and want to refresh their skills.



## EMBROIDERY

BONNIE ADIE

\$295 INCLUDES \$75 LAB FEE  
Class limit 14

APRIL 15-17 (FRI-SUN) 10AM-4PM  
MAIWA LOFT - GRANVILLE ISLAND

Are you a textile enthusiast wanting to add stitch for embellishment? If so, this is the workshop you won't want to miss. The stitches you'll learn are those known across Europe, the Americas, and Asia. They have passed between families and persisted for generations.

This fast-paced workshop will introduce a long list of traditional embroidery stitches. As the class progresses, emphasis will shift to variations and combinations of these stitches, with experimentation leading to a means of personal expression. For those interested in shisha mirror work, we will study the art of attaching mirrors to fabric with thread.

Threads will be available in a variety of weights and textures. A variety of background materials will also be available to try. The class will make small samples that can be placed in a book along with documentation for future reference. Students will leave the workshop with the confidence to add embellishment to their work and to create textures and patterns allowing for self-expression in thread.



## PURE SUBSTANCE, UNPREDICTABLE PATTERN

NATALIE GRAMBOW

\$295 INCLUDES \$75 LAB FEE  
*Class limit 12*

APRIL 15-17 (FRI-SUN) 10AM-4PM  
MAIWA EAST - 1310 ODLUM DRIVE

The transitional space between order and chaos is fruitful territory for artistic exploration. A pure substance is one that is uniform throughout—one that lacks impurities. Such substances are, surprisingly, the starting point to create unexpected patterns.

In this workshop students will discover how pure substances can come together in unexpected ways. The delight in the unexpected is a big part of this workshop, and students will gain much from a series of “aha” moments.

The class will work with a special selection of natural dyes: tannins, indigo, and rust (oxides of metals such as iron and copper). Using both contact printing and immersion dyeing, students will explore ways to drive the print process in different directions or to limit its intensity. Once mastered, these techniques may be used as a starting point for further surface design or as an embellishment that adds character and depth to finished work. The unpredictable element is the key to these techniques: creation of a new print is always an adventure.



## INDIGO DYE NIGHTS

DANIELLE BUSH & SOPHENA KWON

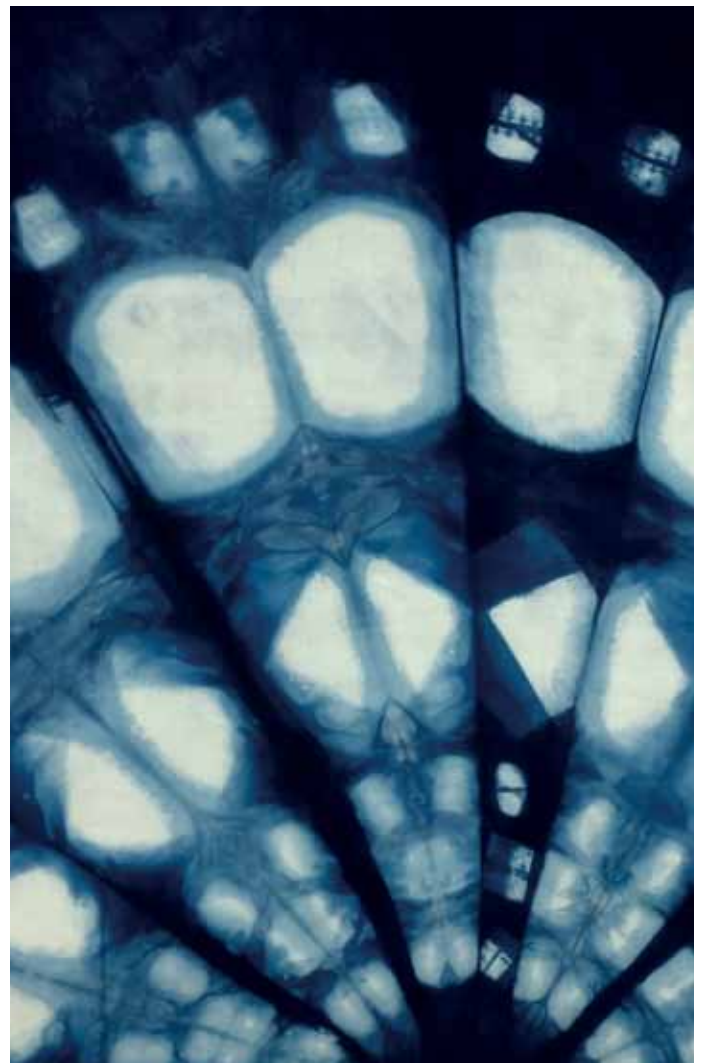
\$195 INCLUDES \$75 LAB FEE  
*Class limit 16*

FIRST OFFERING APRIL 19, 21 (TUES, THURS) 7PM-10PM  
SECOND OFFERING MAY 24, 26 (TUES, THURS) 7PM-10PM  
MAIWA EAST - 1310 ODLUM DRIVE

This two-day project-based workshop will introduce students to shibori and indigo blue. When these two techniques are combined, the results are some of the most immediate and creative textiles imaginable.

Working with organic cotton napkins, a large organic cotton gauze shawl, and a Japanese cotton table runner, students will learn shaped-resist pattern techniques such as stitched shibori and itajimi shibori (clamp resist). Students will be guided through the procedure for making an indigo vat (using natural indigo) before dyeing the prepared cloths.

The excitement of removing an item from the indigo dye-bath is matched only by the revelation of the final pattern. Students will leave the workshop with their completed projects and a knowledge of how to prepare their own indigo vats for future projects.





## **PATTERN-DRAFTING: WORKING FROM THE BLOCK**

**SHEILA WONG**

**\$595 INCLUDES \$40 LAB FEE**

*Class limit 8*

**APRIL 21-25 (THU-MON) 10AM-5PM**

**MAIWA LOFT - GRANVILLE ISLAND**

In architectural terms, pattern blocks are the foundation for all garment construction. In this advanced, five-day class, students will learn how to manipulate and alter a basic set of dress blocks (bodice, skirt, and sleeve) through flat-pattern drafting techniques. Students will learn dart manipulation, sleeve variations, skirt variations, neckline and collar variations, as well as techniques to add fullness such as pleats and tucks.

This workshop provides a level of advancement for both the clothing designer and artisan working in garment construction.

*This is an advanced workshop. Students must have taken the Pattern-Drafting: Make Your Own Block course (previously called Pattern-Drafting: Pattern Blocks) or they must have experience sewing a number of completed garments on their own. Students will be required to bring some basic supplies. A supply list will be provided at registration.*

## BETWEEN THE COLOURS: CREATIVE RESIST

NATALIE GRAMBOW

\$295 INCLUDES \$75 LAB FEE  
*Class limit 12*

APRIL 29, 30 & MAY 1 (FRI-SUN) 10AM-4PM  
MAIWA EAST - 1310 ODLUM DRIVE

This class will provide a comprehensive understanding of resist as a vital element of surface design. Students will learn the proper methods for manipulating colour and fabric, the advantages each resist has, and what effects may be achieved.

Students will work with fibre-reactive dyes, fabric paints, discharge agents, and water-based paste resists (including flour paste, potato starch, corn dextrin, and devoré). Students will also study a variety of pre-made resists such as wax emulsion, Presist, Sabra-silk, gutta, glue gels, and puff pigments (used to create puckered effects).

Time will also be spent on cracking effects and the creative potential of such techniques as stenciling, direct hand-painting, block printing, silk screening, and tjanting. Finally students will study a range of bound-resist techniques including pole wrapping, clamped resist, and stitch resist.



## CREATIVE BLOCKPRINTING

NATALIE GRAMBOW

\$295 INCLUDES \$60 LAB FEE  
*Class limit 14*

MAY 10-12 (TUES-THURS) 10AM-4PM  
MAIWA LOFT - GRANVILLE ISLAND

Some of the most famous textiles in the world were created by stamping fabric with wooden blocks. Maiwa works with artisans of three distinct blockprinting traditions: the intense geometric complexity of ajrakh, the folk-art patterns of dabu, and the intricate line-work of kalimkari.

In this workshop students will learn how to create their own blockprints working with fabric paints and a versatile medium known as "speedy-cut." The class will design and cut their own blocks, learn the techniques to create and register complex patterns with sets of blocks, and experiment with the combination of repeat pattern and embellishment. A selection of Maiwa's wooden blocks from India will be made available to students (both to use and for inspiration).

In addition to creating their own blocks, students will complete a project and a comprehensive and informative reference book filled with creative ideas and samples. All materials and supplies for blockprinting will be provided. In addition, participants are invited to bring their own fabrics from home to experiment with.





## THE NATURAL DYE STUDIO

CHARLOTTE KWON & SOPHENA KWON

\$595 INCLUDES \$100 LAB FEE

*Class limit 16*

MAY 6-8, 13-15 (FRI-SUN, FRI-SUN) 10AM-4PM

MAIWA EAST - 1310 ODLUM DRIVE

Charlotte Kwon's passionate study of natural dyeing techniques has led her to visit and work with traditional artisan cultures around the world. In this new expanded version of her very popular workshop, she and her daughter Sophena will teach a full study of natural dyes and then take this knowledge even further with direct application techniques such as thickening, printing, and painting.

In this six-day workshop students will be introduced to natural dyes and the cultures that use them. The class will gain an in-depth understanding of mordants and tannins and work with some of the most famous colourants in the world: from madder reds to cochineal and lac insect dyes to the intense browns, yellows, and golds obtained from petals, barks, leaves, and roots. A complete day is given over to indigo, perhaps the most magi-

cal and singular dyestuff. Students work with a variety of vats and explore the potential of shaped-resist techniques.

As with Charlotte's other class, the goal is accomplished dyeing at a professional level. The workshop will move through the creation of more than 80 colour samples on a variety of fibres using both cloth and yarns. The direct application component gives students the opportunity to experiment with the interplay of dyes, mordants, and tannins in a way that is not possible with straight immersion dyeing.

This is a practical workshop which requires lifting dye pots. As we like to put it: if you can get your suitcase on an international flight—you should be fine.

# READY FOR YOUR PROJECTS

SILK • LINEN • COTTON • WOOL

100% *natural fibres*

UNDYED  
YARNS



ORGANIC FIBRE  
BY THE METRE

EUROPEAN  
LINEN

ORGANZA SILK  
FOR NUNO  
TECHNIQUES



6-1666 JOHNSTON ST. VANCOUVER CANADA V6H 3S2  
604.669.3939 MAIWA.COM MAIWA@MAIWA.COM

## THE GARDEN DYEPOT

NATALIE GRAMBOW

\$295 INCLUDES \$75 LAB FEE  
*Class limit 14*

MAY 27-29 (FRI-SUN) 10AM-4PM  
MAIWA EAST - 1310 ODLUM DRIVE

Autumn leaves lifted from the rain-spattered sidewalk often leave a print behind. When collecting produce from the garden, one often encounters a range of colours held within flowers, leaves, roots, and stalks. The chromatic potential of what lies just beyond our front door provides a jumping-off point to consider options for contact printing, pressing, steaming, and immersion dyeing.

In this three-day exploratory workshop, students will learn techniques that can be used to investigate the colourful world hidden in the plants around them. Techniques such as direct printing, hammering, and steaming will be combined with the fundamentals of natural dye chemistry so that students gain an understanding of how colour is held in plant matter and under what conditions it may be transferred to fabric. Students will learn about mordants and tannins and substantive dyes (dyes which do not require a mordant). The workshop will conclude with indigo over dyeing and some special tricks that can be used to add focus to contact prints.

The emphasis will be on guiding student intuition and providing a range of methods that can be used to investigate any environment for colouring matter.







## PATTERN-DRAFTING: CUSTOM FIT TROUSERS

SHEILA WONG

\$650 INCLUDES \$40 LAB FEE  
Class limit 8

MAY 7-9, 28-31 (SAT-MON, SAT-TUES) 10AM-5PM  
MAIWA LOFT - GRANVILLE ISLAND

In this workshop students will turn their pattern-drafting skills to custom-fit a pair of trousers. Pants and trousers, especially on women, are a test of the pattern drafter's skill. It is a rare instructor that can lead students through the complete process with full consideration of how altering one measurement will impact every aspect of the garment. Fortunately students will be in the capable hands of Sheila Wong whose infectious enthusiasm for pattern-drafting is communicated to the class.

Students will begin with measurements and the creation of a trouser block. A toile (fit sample) will be made, fitted, and adjusted as needed. From here the class will progress to pattern-draft fly zippers, slash pockets, waistbands, belt loops, and a variety of seams. Students will learn to create professional patterns with grain-lines, titles, notches, and darts. From patterns, students will move to constructing a pair of trousers.

This is a seven-day class, broken into two sessions. There is a generous break after the first session, during which students

will be expected to work on projects. They will benefit from bringing work and questions back to the final stage of the workshop.

*This is an advanced workshop. Students must have already taken the Pattern-Drafting: Make Your Own Blocks workshop or have a strong understanding of patterns. It is not necessary to have experience with pants.*

*Students are encouraged to bring and learn on their own machines (this workshop requires a working zipper foot). In situations where this is not possible, Maiwa has a limited number of machines that can be reserved prior to the workshop. Basic supplies will be provided; however students will be required to purchase materials (fabric, interfacing, zipper, matching thread, and hardware). A supply list will be given at registration with woven fabric recommendations.*

## TAPESTRY TRADITIONS & INSPIRATIONS

ELAINE DUNCAN

\$350 INCLUDES \$40 LAB FEE  
*Class limit 12*

JUNE 2-5 (THURS-SUN) 10AM-4PM  
MAIWA LOFT - GRANVILLE ISLAND

This workshop will introduce students to the world of woven tapestry. Inspired by textiles from many cultures and traditions, both historical and contemporary, students will learn to build on basic techniques to create both geometric and figurative imagery. Using portable copper-pipe looms and wool yarns dyed with natural dyes, each student will explore slit and weft interlock tapestry techniques to build areas of shapes, shading, and outlines. Students are encouraged to bring photos for inspiration in designing a small tapestry.

Copper-pipe looms will be supplied for use in class, or students may use their own portable tapestry loom. Warp and weft materials as well as loom plans will be supplied.



## DYEING FOR KNITTERS

NATALIE GRAMBOW

\$295 INCLUDES \$75 LAB FEE  
*Class limit 14*

JUNE 3-5 (FRI-SUN) 10AM-4PM  
MAIWA EAST - 1310 ODLUM DRIVE

Knitters are always looking for the perfect colour—or that elusive colour in between the two they have in their stash. Wouldn't it be wonderful if you could colour your own yarns using natural dyes?

In this workshop students will learn ways to naturally dye wool yarns. They will also learn how to over-dye wool yarns so that they can coordinate their stash. Students will learn how to create a palette that is vat-efficient and conserves water.

The class will work through a progressive series of natural dye exercises to develop the skills and knowledge necessary to dye wool for their own knitting projects. Students will learn to dye so that colours are as lightfast and colourfast as possible. When the three days are complete, participants will have produced a sample book of colours on wool, with recipes to guide future work, in addition to having dyed their own projects.

Fibres are provided for this workshop; however, students are welcome to bring up to 200gms of wool from their own stash. Hand-spun wool yarns are also welcome.





## COUTURE HAND-SEWING

SHEILA WONG

\$395 INCLUDES \$35 LAB FEE  
*Class limit 10*

JUNE 8-12 (WED-SUN) 10AM-5PM  
MAIWA LOFT - GRANVILLE ISLAND

This course will explore the world of couture sewing by fully constructing a garment using hand-sewing techniques. No machines involved here. You will develop an appreciation for the skill of the human hand and its role in quality constructed garments. These are skills that anyone can learn.

Students will gear their garment towards evening wear, lingerie, and/or detailed items with a focus on hard-to-handle fabrics such as silk, organza, chiffon, satin, lace, velvet, and others.

Students will learn a variety of couture finishes specific to their projects.

Couture techniques covered include basic hand stitches, darts, pressing, seams, hems, seam finishes, decorative edging, but-

ton holes, fastenings, lacework, and decorative details.

This is an advanced workshop. Students must have a strong understanding of garment construction. Students will be required to purchase a commercial pattern of their choice with corresponding materials. A detailed supply list with guidelines will be given at registration. Pre-course consultation with the instructor will assist you in selecting a suitable pattern and fabric.

INSPIRE YOUR ECLECTIC HEART



# INSTRUCTORS

## BONNIE ADIE

Bonnie Adie is inspired by the dialogue between traditional and contemporary embroidery techniques. She is also captivated by the potential dynamics of thread textures and backgrounds. Bonnie has completed the City and Guilds of London Creative Embroidery and Design course presented by Julia Caprara and the Opus School of Textiles as well as several courses with national and international tutors.

Her work has been exhibited in various galleries in British Columbia, England, and the United States. She is involved with the North Shore Needle Arts Guild and the Vancouver Guild of Fibre Arts and assisted in forming Arrowsmith Needle Arts. Bonnie is also a past member and treasurer of fibreEssence.

## DANIELLE BUSH

Danielle Bush is the manager of Maiwa Supply. Her career in textiles began with sewing and fashion studies at the University of the Fraser Valley. Upon completing courses in design, drawing, drafting, and construction, she was accepted to Maiwa Handprints to do a week-long practicum in the textiles collection. In her words, "It changed my life."

Since 2011 Danielle has developed and taught workshops for the Maiwa Textile Symposium. In 2009 Danielle represented Maiwa at the International Shibori Conference held in France and in 2011 she was a facilitator for the Maiwa Natural Dye Master Class taught by Michel Garcia in Bengal, India. Danielle has a deep understanding and aptitude for dye techniques and creative process. Together with Sophena Kwon, Danielle travels to India each year where she helps manage the Maiwa studio.

## ELAINE DUNCAN

Elaine Duncan obtained her Master of Science degree in textiles at Oregon State University. Raised in Nanaimo, she moved to Nanoose in 1975 and began the Nanoose Weavers Guild. Elaine has been weaving since 1969 and has been teaching weaving since 1975. For the past 17 years, Elaine has been intrigued with tapestry weaving. She has studied with Jean Pierre Larochette and Yael Lurie in Mexico and the United States as well as with Archie Brennan and Susan Martin Maffei in Canada and the United States. Other teachers have included Barbara Heller, Sarah Swett, James Koehler, and Grete Bodegard. She currently lives in a casita in Lo de Marcos, Mexico, where she shares her knowledge and love of textiles, plays with natural dyes, and immerses herself in the rich culture of the country.

## NATALIE GRAMBOW

Natalie Grambow has an extensive background in design, teaching, and textile arts. An accredited Interior Designer, she spent many years in Ottawa working within the architectural design field and teaching Design Theory. Natalie's first deep exploration of textiles began during her Visual Arts/Photography studies at the University of Ottawa when she experimented with non-silver techniques of transferring photographic imagery onto cloth. She subsequently studied at the École d'Impression Textile à Montréal and later travelled to Asia and Latin America where she spent six months learning to weave with local Mayan weavers in Guatemala. Shortly after completing the Textile Arts program at Capilano College in 2001, she was awarded the BC Craft Association's Award of Excellence.

Natalie has exhibited her textile art installations in the Lower Mainland, Vancouver, Vancouver Island, and on the Sunshine Coast. She has also developed a line of naturally dyed and printed fabrics and has been commissioned by such clients as the city of North Vancouver. Currently living in Roberts Creek, BC, she continues her art practice and studies from her studio.

## CHARLOTTE KWON

Charllotte Kwon is the owner of Maiwa Handprints Ltd. and the director of the Maiwa Foundation. Through Maiwa, Charllotte also runs a textile archive and research library located on Granville Island. Under her direction Maiwa has produced four documentary films and a number of print publications. She also guides Maiwa's substantial web presence.

Charllotte travels extensively each year to research handcraft and to supplement her natural dye research. Always looking to extend natural dye use, she also teaches dyeing workshops with artisans around the world and has planned a series of natural dye master classes to bring exceptional practising artisans together.

## SOPHENA KWON

Sophena Kwon has grown up with Maiwa as the family business. In 2009 she studied with Michel Garcia in France; in 2010 and 2011 she assisted with natural dye workshops in Peru and India. In 2013 Sophena assisted in natural dye troubleshooting at the Living Blue Cooperative in Bangladesh. Since 2012 she has been co-teaching with Charllotte Kwon and has helped deliver workshops in Canandaigua, the Penland School of Craft, and Shakerag. In 2015, in an effort to bring artisan dyeing to a new audience, she founded the immensely successful Indigo Social.

# INSTRUCTORS

## NAOMIBELLE ROZELL

Naomibelle Rozell cannot recall a time when creativity was not part of her daily life. Although she works with many types of crafts, most of her days are taken up with knitting. You can find her most Saturdays in Maiwa's Supply Store in the Netloft on Granville Island.

She dedicates her work to her mother who knit her father's dress socks for much of their married life. As Naomi writes, "Although I did not learn to knit from my mother, she is my inspiration for sock knitting. I well remember her putting aside her coffee cup and novel (yes, she read while she knitted) as she focused on 'turning the heel.' Once complete she propped up her book, poured a fresh cup, and resumed her knitting as she read and enjoyed her coffee. I can still hear her needles softly clicking, creating stitch after stitch after stitch."

## TISHA SINGER

Born and educated in Montreal, Tisha first taught Art History at Concordia University. Moving to Vancouver in 1989, she began teaching at Simon Fraser University and at Capilano College/University where she designed two Art History courses on the History of Textile Arts, her area of specialization. While conducting research in textile history, she has been fortunate to travel the world and is often a guest lecturer on the subject.

## MICHELLE SIROIS-SILVER

Michelle Sirois-Silver is a McGown-certified instructor who teaches rug-hooking workshops on design and colour planning in Canada and the United States.

Her work has been exhibited at fibreEssence, Contemporary Craft in BC, Surface Design Traveling Exhibition, FibreWorks Gallery, Convergence, Gibsons Fibre Arts Festival, and the Silk Purse Arts Centre. She has a Creative Arts Diploma from Vanier College, a BA Specialization in Communications from Concordia University, and a Public Relations Certificate from the University of Toronto. She studied colour theory with Michele Wipplinger and at BC Open University. Ms. Sirois-Silver first began teaching rug-hooking in 1998 and formed Big Dog Hooked Rug Designs in 2004.

[www.michellesirois-silver.com](http://www.michellesirois-silver.com)

## SHEILA WONG

The fashion industry thrives on creativity, diversity, and innovation.

The same three concepts can be used to describe Sheila Wong Fashion Design Studio, or SWFDS as it is more commonly known in the Vancouver fashion circuit. The company, founded by Sheila Wong who herself is a walking example of diversity (being French-Chinese Canadian), helps develop all aspects of fashion design, whether it be skills, creativity, marketing, or simply making the numbers work.

Sheila Wong started showing interest in design at a young age. While other teenagers aspired to be models on a runway, she was much more interested in the garments and accessories that made the models shine. At the age of 18 she started her first company designing outfits and managing dance performers at music festivals in her home town of Calgary, Alberta. She knew she had found her passion the first time she saw her designs showcased in front of a large energetic crowd.

But ideas and talent don't always guarantee success, so Sheila made sure she was ready to tackle whatever obstacles the industry might have. She first completed a Bachelor of Applied Business and Entrepreneurship Degree at Mount Royal University, with a focus on International Business. She then went on to obtain her Fashion Design Diploma from Vancouver's own Blanche Macdonald Fashion Design Centre. It was here that she fine-tuned her skills and developed her ideas. Her time at Blanche Macdonald allowed her to shine in front of her peers and industry professionals, earning her the Design Portfolio of the Year award. After years of making sure she had the education to support her goals, she sought real-world experience, taking on positions like Studio Assistant at the Fashion Exchange building, Production Manager at clothing retailer Aritzia, and even instructing at Blanche Macdonald Fashion Design Centre and Vancouver Community College in the Fashion Design programs.

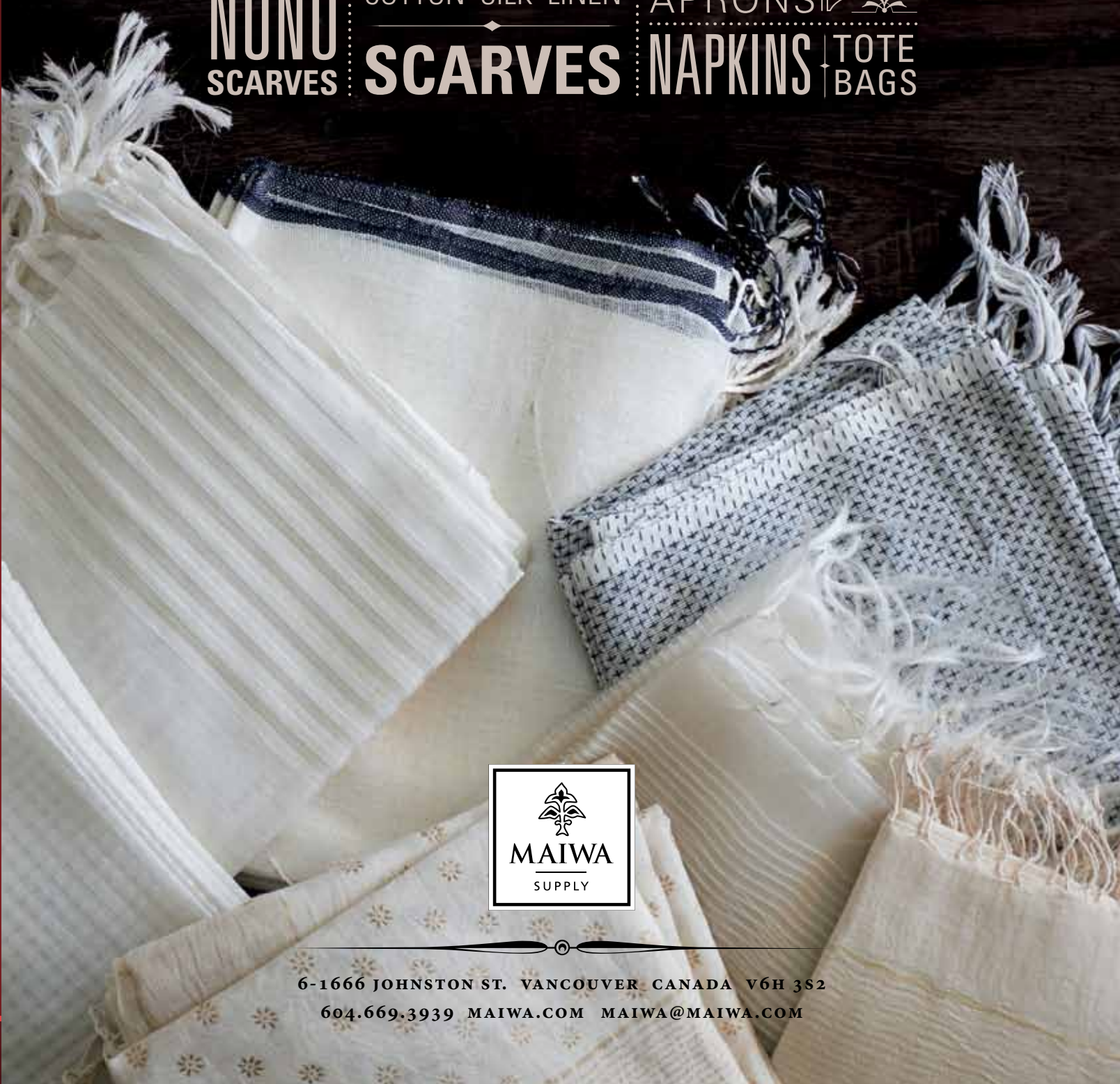
What truly makes Sheila Wong stand out in the industry however is her desire to help other artists succeed. Sheila loves collaborating with other designers and artisans and has this to say to anyone who has ever wanted to see their own name on a piece of clothing:

"Anyone can design and construct a garment—you just need the right guidance and motivation. My goal is to help inspire people to create beautiful things. If you are passionate and driven, there is no reason you cannot be creative every day."

CREATE SOMETHING NEW

BLANK TEXTILES READY FOR YOUR DESIGNS

**SILK** : **HANDWOVEN** : **SHAWLS**  
**NUNO** : COTTON • SILK • LINEN : APRONS  
**SCARVES** : **SCARVES** : **NAPKINS** | **TOTE BAGS**



6-1666 JOHNSTON ST. VANCOUVER CANADA V6H 3S2  
604.669.3939 MAIWA.COM MAIWA@MAIWA.COM

# REGISTRATION INFORMATION

REGISTRATION OPENS MONDAY, DECEMBER 7, 2015, AT 10 A.M.

The Spring Workshops are designed to provide foundation courses in a wide range of techniques used throughout the textile arts. Registration is—how shall we say?—more relaxed than when registration opens in June for our Symposium.

The phones may be busy so expect to redial on the first morning. We fill all spaces on a first-come first-served basis. A certain number of spaces are divided between on-line, phone, and in-store registration. On the first day WE DO NOT TAKE FAX registrations. WE DO NOT TAKE E-MAIL registrations at any time and discourage individuals from sending credit card information through e-mail. For on-line registration through the website, please set up your customer account ahead of time. See the website for full instructions.

It is a good idea to have a second choice handy when you arrive or call. We maintain a waiting list and encourage people to ask to be added to it, especially in the first week. Registration confirmations will be sent by mail. Please allow 1–2 weeks for us to process your registration and another week for it to arrive through the mail. Payment is due at time of registration.

Both the Maiwa Loft and Maiwa East are second floor locations accessed by stairs. We regret that they are not wheelchair accessible.

Running a workshop series of this scope involves considerable administrative and management time. Therefore our cancellation policy is as follows:

## CANCELLATION INFORMATION

Cancellations on or before December 15, 2015, will be charged a \$35 fee.

Cancellations after December 15, 2015, receive a 50% refund.

Cancellations after January 2, 2016, receive no refund.

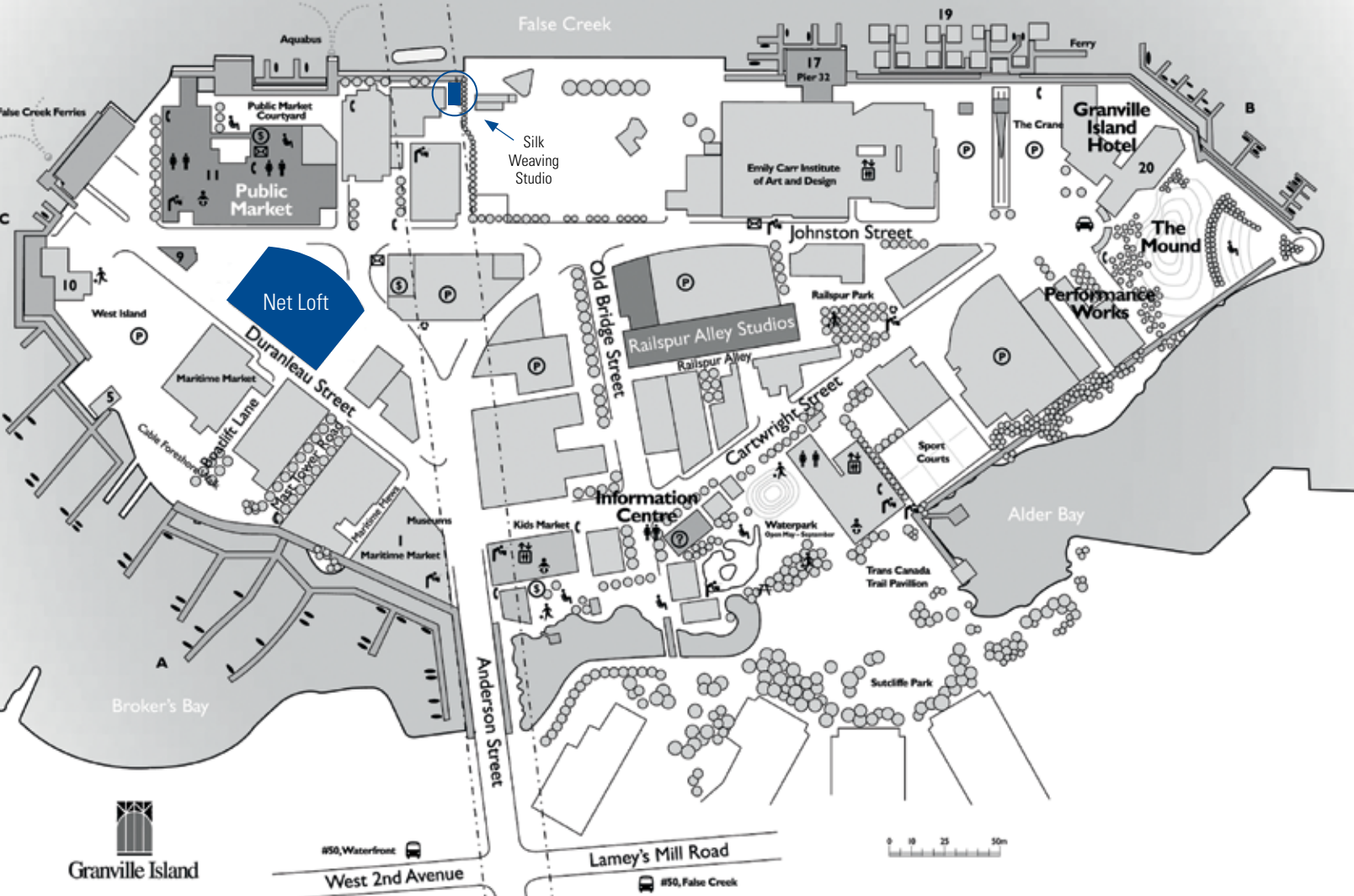
Students who are unable to attend a workshop may elect to send a qualified replacement if they notify Maiwa in advance. Maiwa reserves the right to cancel classes due to instructor illness or unforeseen circumstances. In the unlikely event of a class cancellation, Maiwa's liability shall be limited to a refund of class fees. Maiwa shall not be responsible for airline tickets, hotel reservations, travel costs, or other expenses.

## WORKSHOP SUPPLY LISTS

Maiwa provides supplies needed to execute class projects. Some instructors request that students bring specialized items (looms, sewing machines, or materials) or that students complete pre-workshop assignments. Students may be asked to bring basic household items.

Supply lists will be sent with the registration package and will be available online [www.maiwa.com](http://www.maiwa.com).





The **Maiwa Loft** is on the second floor of the Net Loft building. Stairs are outside, on the southwest corner of the building. **Maiwa Supply** and the **Maiwa Retail Store** are also located inside on the main floor. The **Net Loft** is across from the Public Market on Granville Island ([www.granvilleisland.com](http://www.granvilleisland.com)). **Maiwa East** is located at 1310 Odium Drive in the heart of East Vancouver. It is a well-appointed space dedicated to all aspects of textile work, with plenty of free parking. Both the Maiwa Loft and Maiwa East are second floor locations accessed by stairs. We regret that they are not wheelchair accessible. Distance between the Maiwa Loft and Maiwa East is 7km.

**SUGGESTED ACCOMMODATIONS:**

**YWCA**

[ywcahotel.com](http://ywcahotel.com)

**GRANVILLE ISLAND HOTEL**

[granvilleislandhotel.com](http://granvilleislandhotel.com)

**GRANVILLE HOUSE B&B**

[granvillebb.com](http://granvillebb.com)

**WEST END GUEST HOUSE B&B**

[westendguesthouse.com](http://westendguesthouse.com)

**GREYSTONE B&B**

[greystonebb.com](http://greystonebb.com)

**HYCROFT SUITES B&B**

[hycroft.com](http://hycroft.com)

**ASHBY HOUSE B&B**

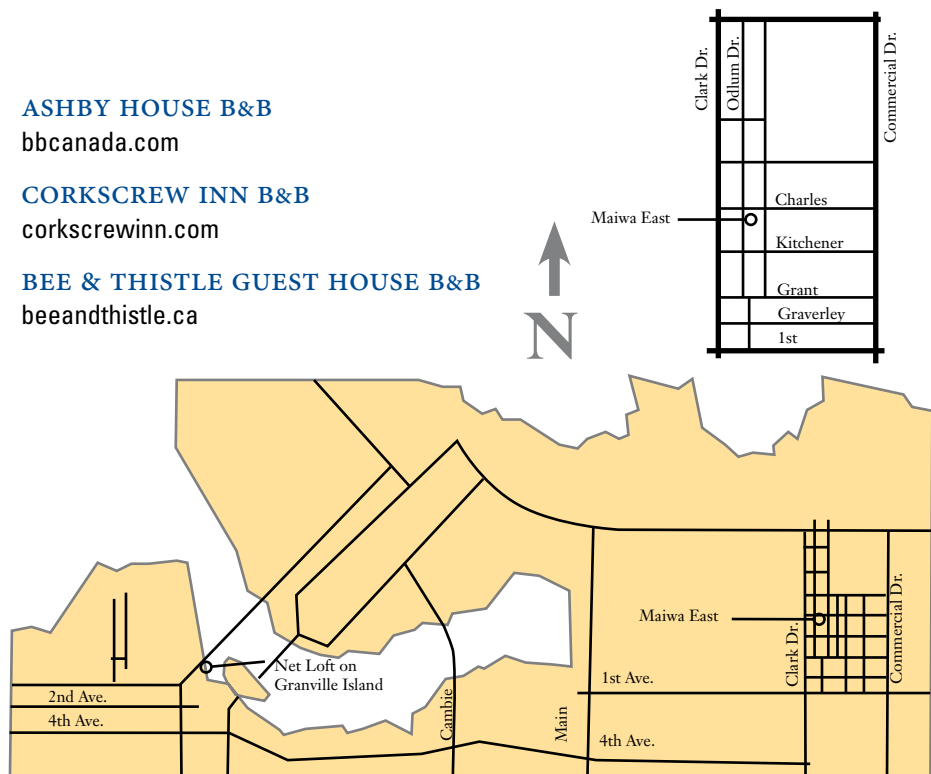
[bbcana.com](http://bbcana.com)

**CORKSCREW INN B&B**

[corkscrewinn.com](http://corkscrewinn.com)

**BEE & THISTLE GUEST HOUSE B&B**

[beeandthistle.ca](http://beeandthistle.ca)



# REGISTRATION FORM

- \$60  Learn to Knit Jan 14
- \$295  Knitting: Basics & Beyond Jan 28, Feb 4, 11, 18, 25, Mar 3
- \$295  Introduction to Sewing (First Offering) Jan 16, 17
- \$495  Sewing Techniques Jan 8-10, Feb 12-14
- \$395  Introduction to Garment Construction Jan 21-24
- \$395  Introduction to Dyes Jan 28-31
- \$95  Mend Your Wardrobe Jan 31
- \$295  Complex Cloth Feb 5-7
- \$295  Silkscreen Printing Feb 19-21
- \$295  Introduction to Sewing (Second Offering) Feb 20, 21
- \$295  Creative Studio Feb 26-28
- \$295  Introduction to Shibori & Indigo Dyeing Mar 4-6
- \$150  Textile History Feb 16, 23, Mar 1, 8
- \$595  Pattern-Drafting: Make Your Own Blocks Mar 10-14
- \$295  The Colour Workshop Mar 18-20
- \$295  Image & Markmaking Apr 1-3

- \$295  Reverse Pattern-Drafting Apr 2, 3
- \$295  The Indigo Apron Apr 9, 10
- \$195  Rug Hooking Apr 11, 12
- \$295  Embroidery Apr 15-17
- \$295  Pure Substance, Unpredictable Pattern Apr 15-17
- \$195  Indigo Dye Nights (First Offering) Apr 19, 21
- \$595  Pattern-Drafting: Working from the Block Apr 21-25
- \$295  Between the Colours: Creative Resist Apr 29, 30, May 1
- \$295  Creative Blockprinting May 10-12
- \$595  The Natural Dye Studio May 6-8, 13-15
- \$195  Indigo Dye Nights (Second Offering) May 24, 26
- \$295  The Garden Dyeplot May 27-29
- \$650  Pattern-Drafting: Custom Fit Trousers May 7-9, 28-31
- \$350  Tapestry Traditions & Inspirations June 2-5
- \$295  Dyeing for Knitters June 3-5
- \$395  Couture Hand-Sewing June 8-12

WORKSHOPS \$ \_\_\_\_\_  
5 % GST \$ \_\_\_\_\_  
TOTAL \$ \_\_\_\_\_

PAYMENT IS BY:

- Cheque (payable to Maiwa Handprints Ltd.)
- Visa
- Mastercard

Card Number \_\_\_\_\_ (Exp) \_\_\_\_\_ Cardholder \_\_\_\_\_

Signature \_\_\_\_\_ Date \_\_\_\_\_

Last Name \_\_\_\_\_ First Name \_\_\_\_\_

Address \_\_\_\_\_

City \_\_\_\_\_ Province/State \_\_\_\_\_ Postal Code \_\_\_\_\_

Phone (\_\_\_\_) \_\_\_\_\_ Fax (\_\_\_\_) \_\_\_\_\_ E-mail \_\_\_\_\_

You may register by mail, by phone, in person at the store, or through the online secure pages ([www.maiwa.com](http://www.maiwa.com)). Confirmation will be sent by mail. Payment is due at the time of registration. Our cancellation policy is as follows: Cancellations on or before December 15, 2015, will be charged a \$35 fee. Cancellations after December 15, 2015, receive

a 50% refund. There are no refunds for cancellations after January 2, 2016. Students who are unable to attend a workshop may elect to send a qualified replacement if they notify Maiwa in advance. Both the Maiwa Loft and Maiwa East are second floor locations accessed by stairs. We regret that they are not wheelchair accessible.



Extracts  
4% Orange  
100%

Extracts  
4% Orange  
100%

Extracts  
Orange 4%  
100%

Extracts  
4% Orange  
+1% Logwood

Extracts  
4% Orange  
+1% Logwood

Extracts  
4% Orange  
+1% Logwood

Extracts  
4% Orange  
+2% Logwood

Extracts  
4% Orange  
+2% Logwood

Extracts  
4% Orange  
+2% Logwood

Extracts  
4% Orange  
+3% Logwood

Extracts  
4% Orange  
+3% Logwood

Extracts  
4% Orange  
+3% Logwood

Extracts  
4% Orange  
+4% Logwood

Extracts  
4% Orange  
+4% Logwood

Extracts  
4% Orange  
+4% Logwood



MAIWA.COM 604.669.3939 6-1666 JOHNSTON ST. VANCOUVER CANADA